

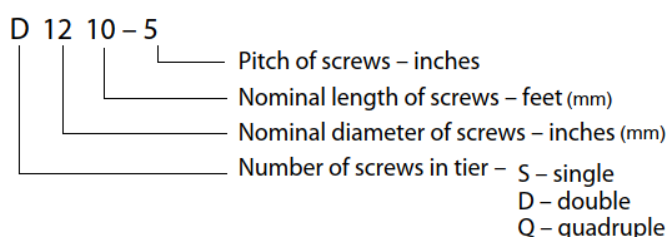
**INTRODUCTION**

HoloFlite dryers are indirect screw heat exchangers for bulk materials. Heat present within hot circulated thermal oil is exchanged with wet bulk materials, thereby heating the wet material and vaporizing liquid water. The table below summarizes general design and operating capabilities of Metso:Outotec's HoloFlite dryers. All values below are indicative for reference only. Equipment designs and/or operating conditions for specific applications may differ from details presented below. Consult Metso Outotec for additional information.

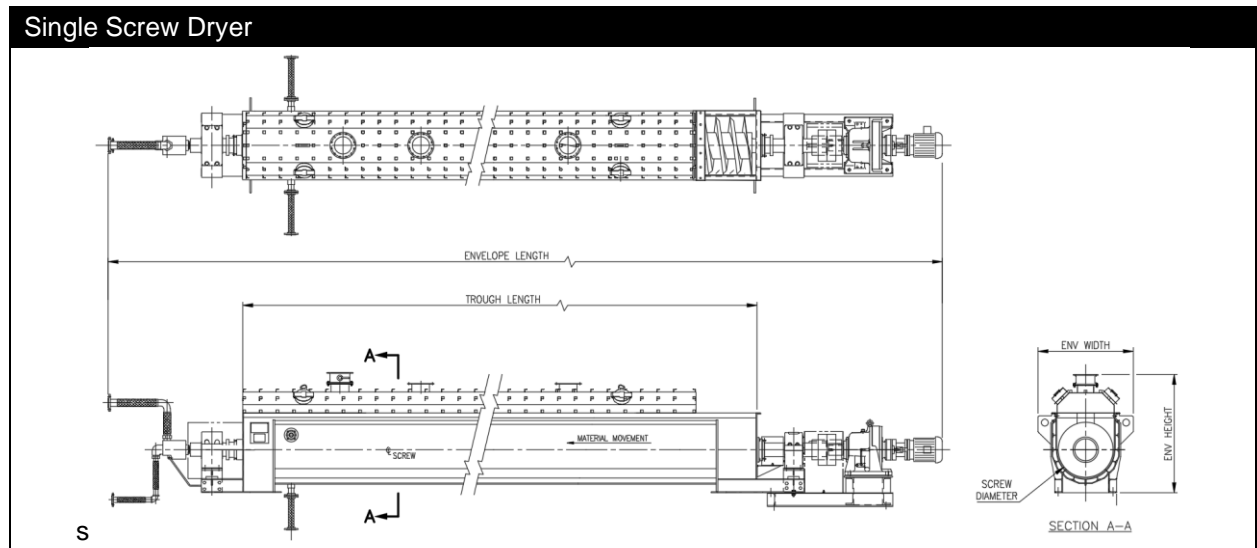
Parameter	Description
<b>Configurations</b>	
Screw Arrangements	Single, double, quadruple
Nominal Screw Diameters	Ø100 mm up to Ø900 mm in standard increments
Nominal Lengths	3.0 m to 8.5 m in standard 600 mm increments
Materials of Construction	Carbon steel, 304 stainless, 316 stainless, specialty alloys
Material Feed/Discharge	Rectangular flanged openings or flanged pipes
Orientation	Horizontal or inclined up to 15 degrees
Design Code	ASME Boiler & Pressure Vessel Code, Section VIII, Division I
<b>Performance</b>	
Processing	Continuous
Process Materials	Granular bulk solids
Material Particle Sizes	≤ 10 mm (typical)
Material Feed Moistures	≥ 25 %wt.
Heat Exchange Capability	Up to 3,500 kW
Screw Rotational Speed	1-10 RPM (typical)
Feeding Method	Gravity feed by an upstream metering device (by Others)
Discharge Method	Gravity discharge from the bottom
<b>Heat Transfer Fluid</b>	
Heat Transfer Medium	Hot thermal oil
Heat Exchange Direction	Counter flow
Fluid Circulation Rate	Up to 2,250 LPM
Fluid Operating Pressure	Up to 1,000 kPag
Fluid Operating Temperature	230-290°C (typical)

**MODEL SIZE NOMENCLATURE**

Unit Size & Type Designation:  
Each Holo-Flite processor is designated by a group of numbers and letters arranged to specifically identify the unit as indicated to the right.

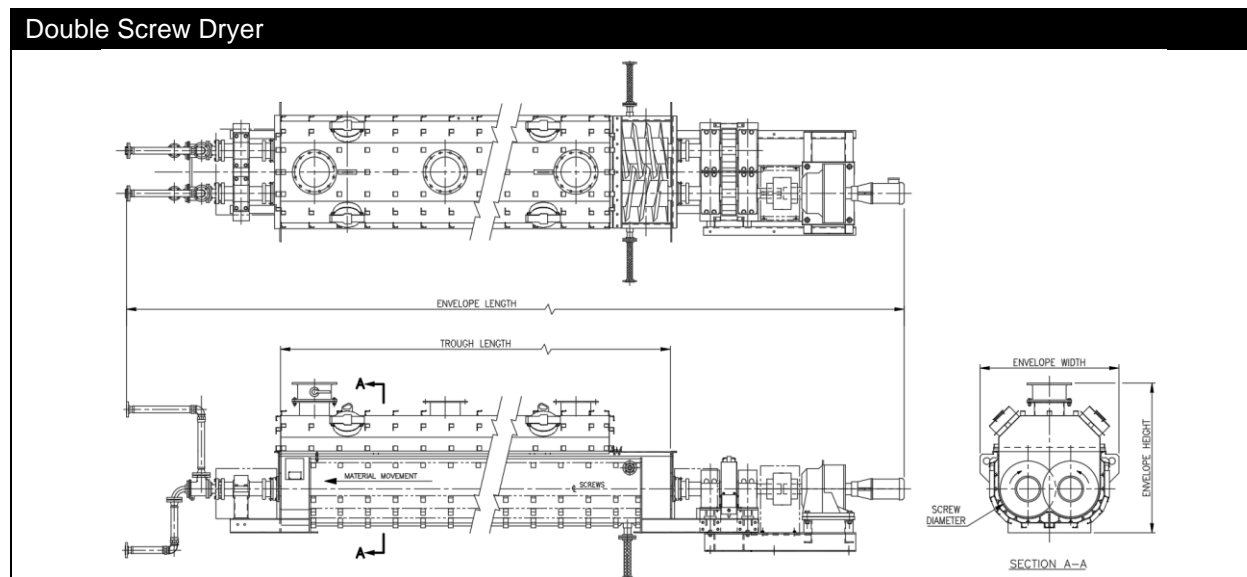


**SINGLE SCREW MODEL SIZES**



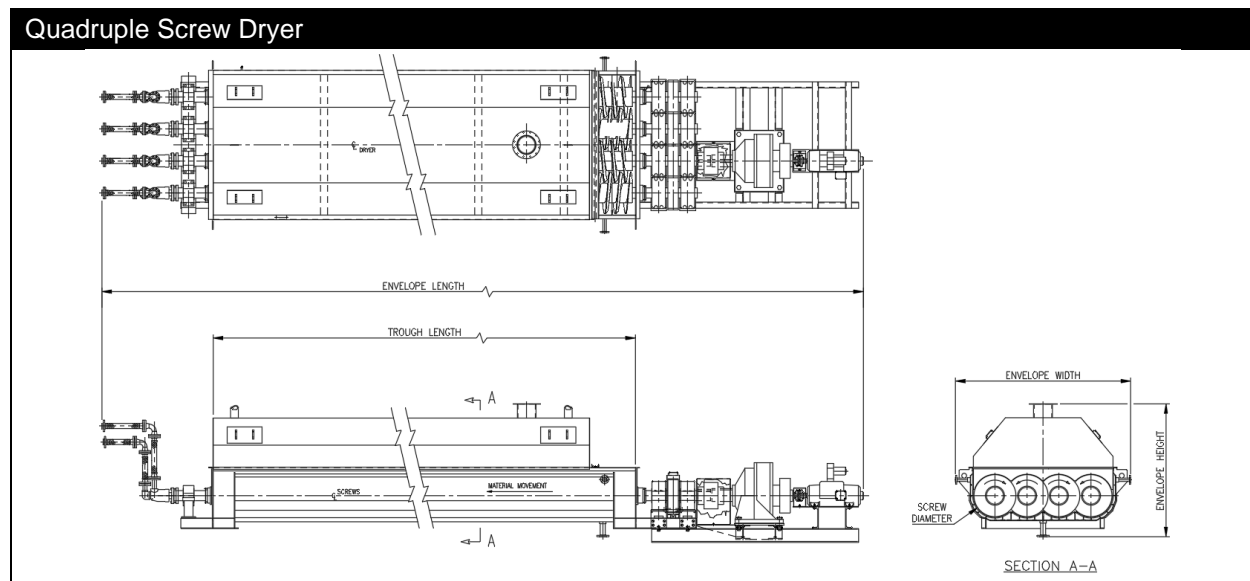
HoloFlite Model	Nominal Screw Diameter (mm)	Nominal Trough Length (m)
S0710-4	175	3.5
S0712-4	175	4.0
S0714-4	175	4.5
S1210-5	300	3.5
S1212-5	300	4.0
S1214-5	300	4.5
S1216-5	300	5.0
S1218-5	300	5.5
S1614-6	400	4.5
S1616-6	400	5.0
S1618-6	400	5.5
S2410-6	600	3.5
S2412-6	600	4.0
S2414-6	600	4.5
S2416-6	600	5.0
S2418-6	600	5.5
S2420-6	600	6.5
S2422-6	600	7.0
S2424-6	600	7.5
S3020-7	750	6.5
S3022-7	750	7.0
S3024-7	750	7.5
S3026-7	750	8.0
S3028-7	750	9.0
S3620-8	900	6.5
S3622-8	900	7.0
S3624-8	900	7.5
S3626-8	900	8.0
S3628-8	900	9.0

**DOUBLE SCREW MODEL SIZES**



HoloFlite Model	Nominal Screw Diameter (mm)	Nominal Trough Length (m)
D0404-2	100	1.5
D0710-4	175	3.5
D0712-4	175	4.0
D0714-4	175	4.5
D1210-5	300	3.5
D1212-5	300	4.0
D1214-5	300	4.5
D1216-5	300	5.0
D1218-5	300	1.5
D1612-6	400	4.0
D1614-6	400	4.5
D1616-6	400	5.0
D1618-6	400	5.5
D2410-6	600	3.5
D2412-6	600	4.0
D2414-6	600	4.5
D2416-6	600	5.0
D2418-6	600	5.5
D2420-6	600	6.5
D2422-6	600	7.0
D2424-6	600	7.5
D3020-7	750	6.5
D3022-7	750	7.0
D3024-7	750	7.5
D3026-7	750	8.0
D3028-7	750	9.0
D3620-8	900	6.5
D3622-8	900	7.0
D3624-8	900	7.5
D3626-8	900	8.0
D3628-8	900	9.0

**QUADRUPLE SCREW MODEL SIZES**



HoloFlite Model	Nominal Screw Diameter (mm)	Nominal Trough Length (m)
Q2414-6	600	4.5
Q2416-6	600	5.0
Q2418-6	600	5.5
Q2420-6	600	6.5
Q2422-6	600	7.0
Q2424-6	600	7.5
Q3020-7	750	6.5
Q3022-7	750	7.0
Q3024-7	750	7.5
Q3026-7	750	8.0
Q3028-7	750	9.0
Q3620-8	900	6.5
Q3622-8	900	7.0
Q3624-8	900	7.5
Q3626-8	900	8.0
Q3628-8	900	9.0