

# Lokotrack® ST4.10™ & ST4.10E

## High capacity mobile screen for closed circuit crushing

ST4.10™ is ideal for large-scale aggregate production where closed circuit process is used for producing aggregates for concrete and asphalt sands, road base and building foundations.





### Adjustable side conveyor height and angle

Easier closed circuit and high stockpiles

### Easy mesh change

Side tensioned top & middle deck

### Areas of application:

-  Recycled waste
-  Railway ballast
-  Road base
-  Fine aggregates

### Wide feed box

Easier wheel loader feeding and closed circuit process

### Safe by design

Handrails, platforms and lights

### Diverter chute

Mix products from different decks

### Easy maintenance

Top and middle deck side tensioned  
Hydraulic screen lift



### Metso IC automation

Easy and safe process control and connectivity to other Lokotracks

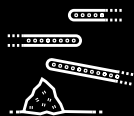
### Fuel efficient operation

Engine CAT® Diesel-Electric drive with e-Power \*

### Heavy-duty air filter

Protects engine from dust and reduces service interval

\*Available as an option



Extended feed hopper for easy closed-circuit production



Transport as a single unit








Easy mesh changes by a single person



Diesel-electric drive with e-Power

## Technical details Lokotrack® ST4.10™ & ST4.10E

Screen	Feeder	Conveyor	Engine power options	Transport dimensions
 <p><b>Size</b> 6,060 x 1,520 mm (20' x 5")</p> <p><b>Screening area</b> 9,3 m<sup>2</sup> (10.8 yd<sup>2</sup>)</p> <p><b>Decks</b> 3</p> <p><b>Nominal capacity*</b> 600 MtpH (660 Stph)</p> <p><b>Stroke</b> 8-9 mm</p> <p><b>Screening media</b> Woven steel mesh Trellex rubber mesh</p>	 <p><b>Type</b> Belt feeder with tipping/ vibrating grid or rock box</p> <p><b>Feed hopper volume</b> 8 m<sup>3</sup> (10 yd<sup>3</sup>)</p> <p><b>Loading height</b> 3,390 mm (11' 1") (with tipping grid)</p> <p><b>Loading width</b> 4,650 mm (15', 3")</p> <p><b>Max feed size</b> 150 mm (6")</p>	 <p><b>Lifting conveyor</b> width 1,050 mm (42")</p> <p><b>Side conveyor top deck*</b> width 650 mm (26") length 10 m (32' 10")</p> <p><b>Side conveyor midsize*</b> width 800 mm (31,5") length 10 m (32' 10")</p> <p><b>Side conveyor bottom deck*</b> width 800 mm (31,5") length 10 m (32' 10")</p> <p><b>Product conveyor undersize</b> width 1,200 mm (47")</p> <p>*Adjustable discharge height</p>	 <p><b>Model</b> CAT® C3.6</p> <p><b>StageV/Tier4F</b> 100 kW (134 hp)</p> <p><b>Tier3</b> 106 kW (142 hp)</p> <p><b>Fuel tank</b> 300 l (79 gal)</p> <p><b>Hydraulic oil</b> 105 l (28 gal)</p> <p>*Available as an option</p>	 <p><b>Length</b> 19,650 mm (64' 2")</p> <p><b>Width</b> 3,040 mm (10')</p> <p><b>Height</b> 3,560 mm (11' 1")</p> <p><b>Weight</b> 33,000 kg (72,700 lbs)*</p>

\*Capacity depends on application (required end products, feed material characteristics and size, moisture etc.).



Transport as a single unit.



Adjustable conveyor heights for flexible operations.



e-Power for efficient hybrid diesel-electric operation.



Large feed box allows closed circuit process.



*"When such volumes are being produced by a single crushing plant, the machinery needs to be reliable. Metso is known as a dependable Finnish company that also provides well-functioning maintenance services."*

Jari Pärhä, Pärhä Oy